

# Sample Test نموذج اختبار

## Test Instructions

## تعليمات الاختبار

- You are allowed **60 minutes** for this test.

- الزمن المسموح به للاختبار 60 دقيقة.

### There are different types of questions:

#### Multiple choice

- Each question has four possible answers. Only one is correct.
- Use only a pencil to shade in the answer bubble of your choice.
- If you make a mistake then rub out your answer completely and shade in the bubble of your new answer.

#### أسئلة الاختيار من متعدد

- لكل سؤال أربع إجابات محتملة. إجابة واحدة فقط منها صحيحة.
- الرجاء استخدام قلم الرصاص فقط لتظليل دوائر الإجابات التي تختارها.
- إذا أخطأت في إجابتك، فقم بمسح الإجابة بالكامل ثم ظلل دائرة إجابتك الجديدة.

#### Open response

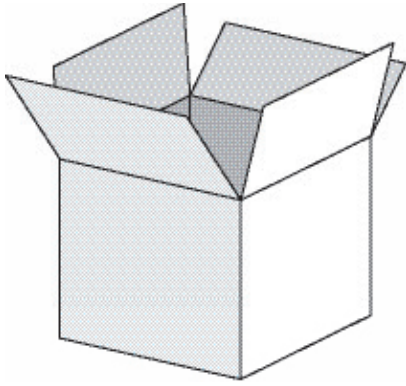
- Write your answers in the spaces provided within the test booklet.
- Do not write outside the answer spaces.

#### الأسئلة ذات الإجابات المفتوحة

- اكتب إجاباتك في الفراغات المخصصة لها في كتيب الاختبار.
- لا تدون أية إجابة خارج الفراغ المخصص لها.



1



This is a

- box.
- bone.
- book.
- bowl.

---

2



The boy is

- kicking a ball.
- playing a game.
- riding a bicycle.
- listening to music.

3



This girl is


- reading.
- pouring.
- helping.
- clapping.

4

The girl is drawing.



5



The man is


- around the car.
- inside the car.
- above the car.
- beside the car.

6

The bird is highest in the tree.



7



This is a

- fair.
- fire.
- fruit.
- farm.

8




The bat and ball is

- Saif's.
- Khalid's.
- Ahmad's.
- Ibrahim's.

## Naming Contest

The children in Mr. Abdullah's class need your help. Today Mr. Abdullah brought a new animal to study in science class. It is a goldfish. It is pretty. We need to think of a name for the fish.

Can you help name our goldfish? If you think of the best name, you will win a book about fish. Write a name for our goldfish on a piece of paper. Be sure to write your name and class on the back of the paper. Bring it to Mr. Abdullah after school. We will choose the winner next week.



9 If you win the contest, you will get

- a book.
- fish food.
- a goldfish.
- some paper.

10 Who brought the goldfish to school?

- a parent
- a student
- the teacher
- the head of the school

11 You should take the paper with your name on it to

- Mr. Abdullah.
- the new goldfish bowl.
- the classroom next to yours.
- a student in Mr. Abdullah's class.

12 Which sentence from the text is an opinion?

- The children in Mr. Abdullah's class need your help.
- It is a goldfish.
- It is pretty.
- We will choose the winner next week.


13 Explain why this text is called "Naming Contest".

Support your answer with one detail from the text.

---

## Hamad and the Visitors

One day Hamad saw a new car at his house. It was the colour of the sky. Hamad did not know whose car it could be. Had Mr. Naser come to fix the television? Hamad hoped so. He hadn't been able to watch his favourite programme for a week.



Or, maybe his Uncle Khalifa and Aunt Mariam had come to visit and eat lunch with his family. Or, had his father bought a new car? Hamad went into the house. Then he could hear Aunt Mariam and his mother talking.

14 The colour of the car at Hamad's house is

- red.
- blue.
- green.
- brown.

15 Who did Hamad hope had come to his house?

- his father
- his mother
- Mr. Naser
- Uncle Khalifa



16 What did Hamad probably do next in the story?

- go back outside
- watch television
- get into the new car
- see his aunt and uncle

17 Uncle Khalifa and Aunt Mariam came to Hamad's house to

- get a new car.
- visit the family.
- talk to Mr. Naser.
- fix the television.

18 The purpose of this text is to

- tell a story about a boy.
- describe a family's house.
- show what Mr. Naser does.
- explain what new cars look like.

19 Describe what Hamad thinks about when he sees the car at his house.

Support your answer with one detail from the text.

---

20 Explain how Hamad finds out who was visiting his house.

Support your answer with one detail from the text.

---

---



### **How Sand Is Made**

Sand is made of many tiny pieces of rocks. Wind, rain, and moving or frozen water break the rocks. It takes a long time for big rocks to break into small pieces.

### **Where To Find Sand**

Sand is in many places on the Earth. In deserts, sand covers many miles of land. Wind blows the sand into hills called sand dunes. Beaches near the oceans are made of sand. There is also sand in many seas, lakes, and rivers.

### **How People Use Sand**

Sand is used to make glass. Children play in the sand at beaches. They build sandcastles with sand mixed with water. Animals build nests in sand. Workers also use sand to build houses.

21 The text under the heading **How People Use Sand** explains

- where sand can be found.
- where sand comes from.
- what we do with sand.
- why sand is important.

22 Sand is made out of

- water.
- land.
- glass.
- rocks.

23 Hills of sand made by the wind are called

- castles.
- dunes.
- beaches.
- desert.

24 To build a sandcastle, you need sand and

- animals.
- glass.
- rocks.
- water.

25 Sand is made by

- weather.
- animals.
- children.
- workers.

26 Identify the purpose of the text.

Support your answer with one detail from the text.

---

---